

# Hi-MO 6

Explorer

## LR5-66HTH 520~540M

- Suitable for Distribution Market
- Simple design embodies modern style
- Better energy generation performance
- High-quality module guarantees long-term reliability



25-year Warranty for  
Materials and Processing



25-year Warranty for Extra  
Linear Power Output

### Complete System and Product Certifications

IEC 61215, IEC 61730, UL 61730

ISO9001:2015: ISO Quality Management System

ISO14001: 2015: ISO Environment Management System

ISO45001: 2018: Occupational Health and Safety

IEC62941: Guideline for module design qualification and type approval

# LONGI



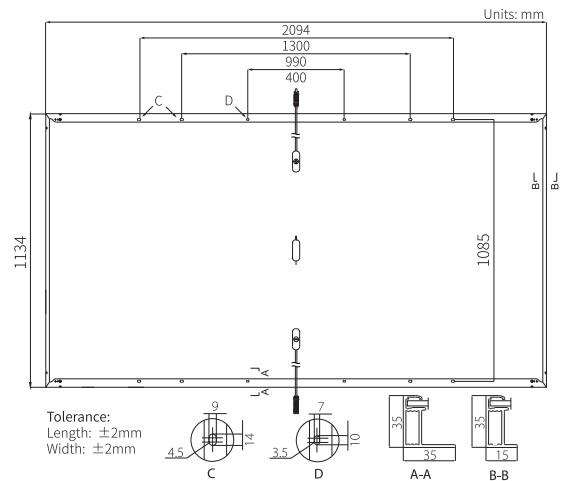

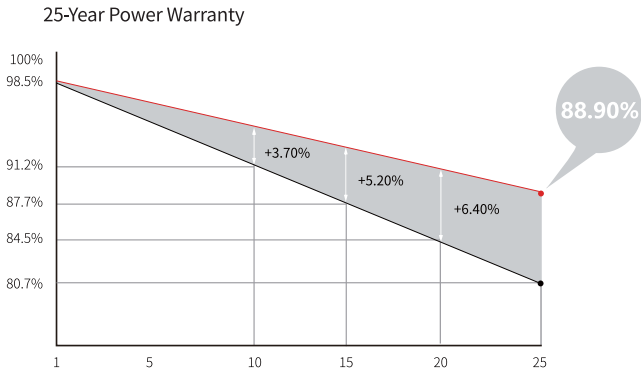
**22.7%**  
MAX MODULE  
EFFICIENCY

**0~3%**  
POWER  
TOLERANCE

**<1.5%**  
FIRST YEAR  
POWER DEGRADATION

**0.40%**  
YEAR 2-25  
POWER DEGRADATION

## Additional Value



## Mechanical Parameters

Cell Orientation	132 (6×22)
Junction Box	IP68, three diodes
Output Cable	4mm <sup>2</sup> , ±1400mm length can be customized
Connector	EVO2
Glass	Single glass, 3.2mm coated tempered glass
Frame	Anodized aluminum alloy frame
Weight	26.0kg
Dimension	2094×1134×35mm
Packaging	31pcs per pallet / 155pcs per 20' GP / 682pcs per 40' HC

## Electrical Characteristics

STC : AM1.5 1000W/m<sup>2</sup> 25°C    NOCT : AM1.5 800W/m<sup>2</sup> 20°C 1m/s    Test uncertainty for Pmax: ±3%

Module Type	LR5-66HTH-520M		LR5-66HTH-525M		LR5-66HTH-530M		LR5-66HTH-535M		LR5-66HTH-540M	
	STC	NOCT	STC	NOCT	STC	NOCT	STC	NOCT	STC	NOCT
Maximum Power (Pmax/W)	520	388.6	525	392.3	530	396.0	535	399.8	540	403.5
Open Circuit Voltage (Voc/V)	47.58	44.68	47.73	44.82	47.88	44.96	48.03	45.10	48.18	45.24
Short Circuit Current (Isc/A)	14.05	11.35	14.12	11.41	14.20	11.47	14.28	11.53	14.36	11.59
Voltage at Maximum Power (Vmp/V)	39.91	36.42	40.06	36.55	40.22	36.70	40.38	36.85	40.53	36.99
Current at Maximum Power (Imp/A)	13.03	10.68	13.11	10.74	13.18	10.80	13.25	10.86	13.33	10.92
Module Efficiency(%)	21.9		22.1		22.3		22.5		22.7	

## Operating Parameters

Operational Temperature	-40°C ~ +85°C
Power Output Tolerance	0 ~ 3%
Voc and Isc Tolerance	±3%
Maximum System Voltage	DC1500V (IEC/UL)
Maximum Series Fuse Rating	25A
Nominal Operating Cell Temperature	45±2°C
Protection Class	Class II
Fire Rating	UL type 1 or 2 IEC Class C

## Mechanical Loading

Front Side Maximum Static Loading	5400Pa
Rear Side Maximum Static Loading	2400Pa
Hailstone Test	25mm Hailstone at the speed of 23m/s

## Temperature Ratings (STC)

Temperature Coefficient of Isc	+0.050%/°C
Temperature Coefficient of Voc	-0.230%/°C
Temperature Coefficient of Pmax	-0.290%/°C